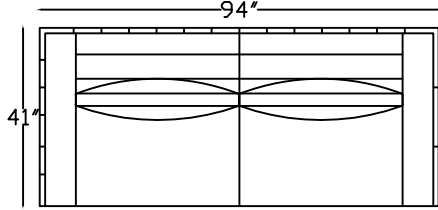
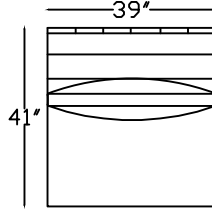


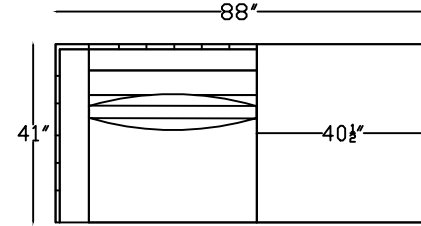
480805 CORNER CHAIR
* PLINTH BASE
flush on connected side



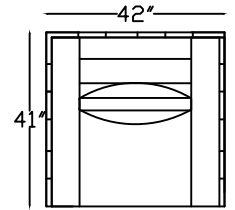
480820 SOFA



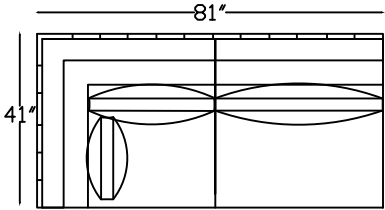
480802 ARMLESS CHAIR
* PLINTH BASE
flush on connected side



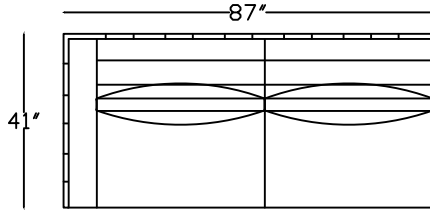
4808133L ONE ARM SOFA W/OPEN BACK
* SHOWN AS LEFT



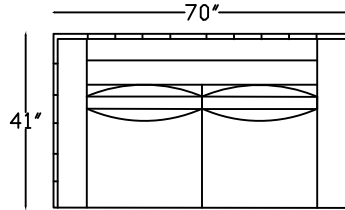
480804 TWO ARM CHAIR



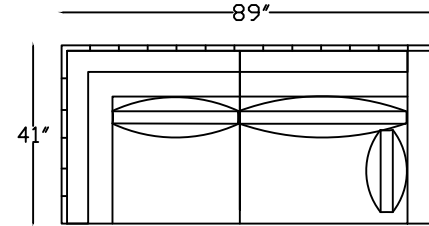
480815L ARMLESS SOFA
W/LS RETURN
* PLINTH BASE
flush on connected side



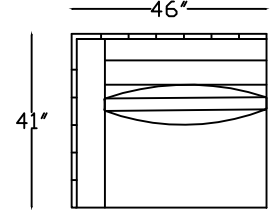
480817L ONE ARM SOFA
* SHOWN AS LEFT
* PLINTH BASE
flush on connected side



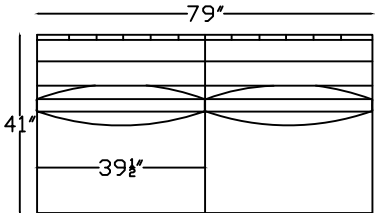
480813 LOVESEAT



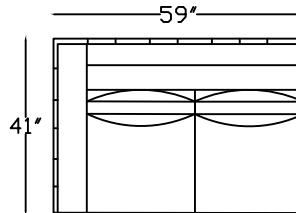
480818R ONE ARM SOFA W/RETURN
* SHOWN AS RIGHT



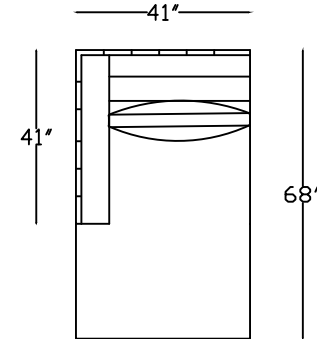
480803L ONE ARM CHAIR
* PLINTH BASE
flush on connected side



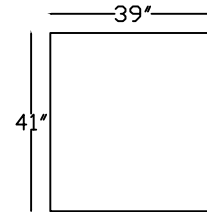
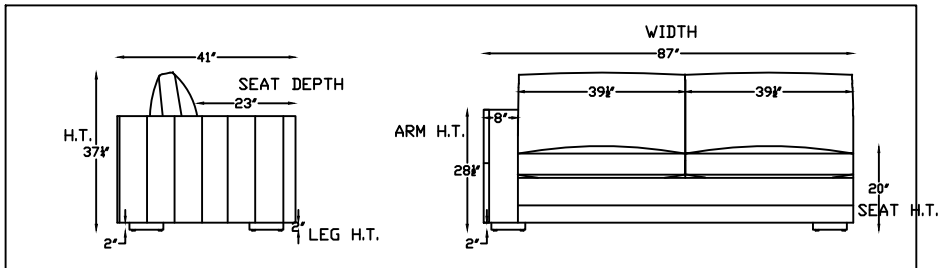
480814 ARMLESS SOFA
* PLINTH BASE
flush on connected side



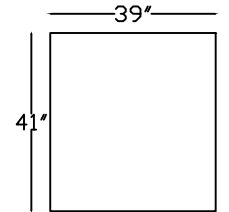
480810L 1-ARM LOVESEAT



480807L ONE ARM CHAISE
* PLINTH BASE
flush on connected side
* SHOWN AS LEFT



480801X OTTOMAN
* FREE STANDING
base offset all sides



480801 OTTOMAN
* PLINTH BASE
flush on connected side

This schematic is current as of October 19, 2022
Lazar reserves the right to change dimensions and/or products offered.
A more recent schematic may be available for this series at www.lazarind.com
NOTE: L or R is determined by facing the piece.