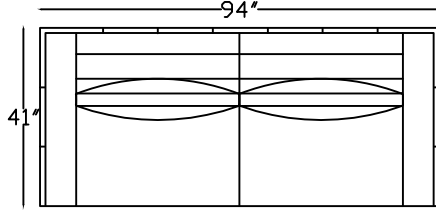
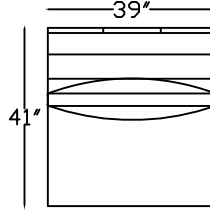


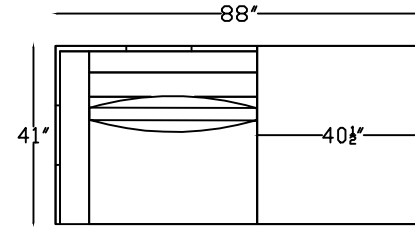
180805 CORNER CHAIR
* PLINTH BASE
flush on connected side



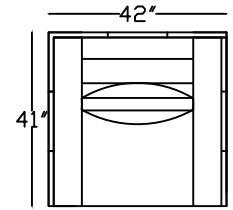
180820 SOFA



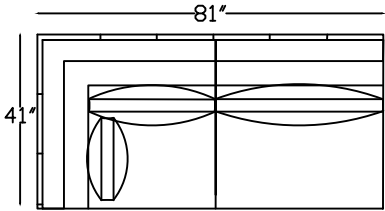
180802 ARMLESS CHAIR
* PLINTH BASE
flush on connected side



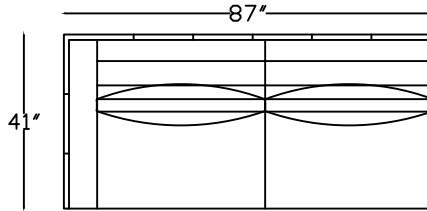
1808133L ONE ARM SOFA W/OPEN BACK
* SHOWN AS LEFT



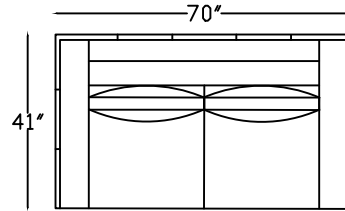
180804 TWO ARM CHAIR



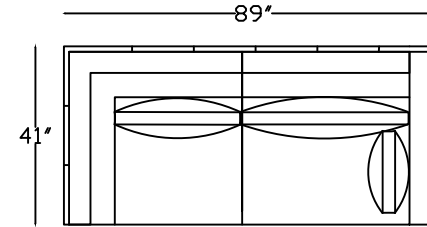
180815L ARMLESS SOFA
W/LS RETURN
* PLINTH BASE
flush on connected side



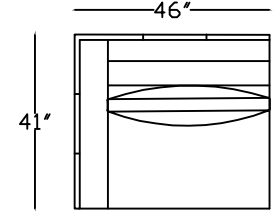
180817L ONE ARM SOFA
* SHOWN AS LEFT
* PLINTH BASE
flush on connected side



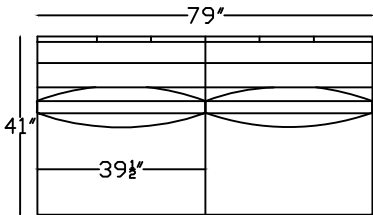
180813 LOVESEAT



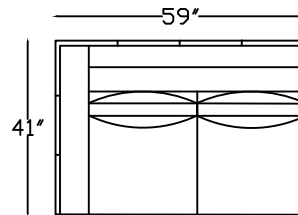
180818R ONE ARM SOFA W/RETURN
* SHOWN AS RIGHT



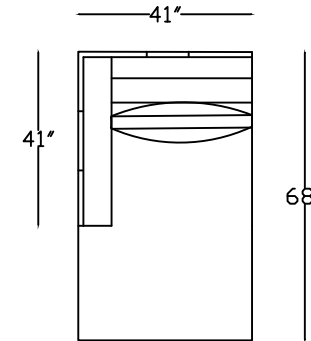
180803L ONE ARM CHAIR
* PLINTH BASE
flush on connected side



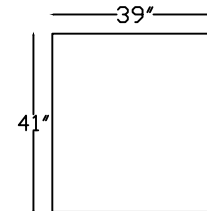
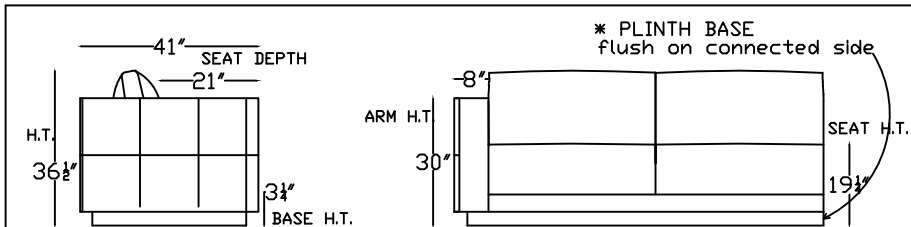
180814 ARMLESS SOFA
* PLINTH BASE
flush on connected side



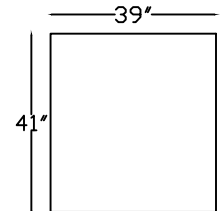
180810L 1-ARM LOVESEAT



180807L ONE ARM CHAISE
* PLINTH BASE
flush on connected side
* SHOWN AS LEFT



180801X OTTOMAN
* FREE STANDING
base offset all sides



180801 OTTOMAN
* PLINTH BASE
flush on connected side

This schematic is current as of October 01, 2021
Lazar reserves the right to change dimensions and/or products offered.
A more recent schematic may be available for this series at www.lazarind.com
NOTE: L or R is determined by facing the piece.